

## Coffee System Grinder brewer 2,5 kg, single - airpot

ITEM # \_\_\_\_\_  
 MODEL # \_\_\_\_\_  
 NAME # \_\_\_\_\_  
 SIS # \_\_\_\_\_  
 AIA # \_\_\_\_\_



600690 (EGNB10H)

Single 2,2 l Airpot Brewer  
with single 2,5 kg bean  
hopper - airpot to be  
ordered separately

### Short Form Specification

#### Item No.

Single grinder brewer 2,5kg with airpot. 3-Function capability: Grind only; Brew only; Grind'n Brew™. Digitally controlled with PrecisionBrew™

Technology. Precise Brew Temperature: the brewer will hold the brew temperature to +/- 0.5° C during the complete brew cycle. Pulse brewing/pre-infusion: it allows the brew sequence to extract up to 20% more dissolved solids per batch of coffee. Programmable: number of pulses, pulse-on time and pulse-off time. Low Temp/No Brew setting allows the brew cycle to begin only when the water has reached the optimum brew temperature. The brewer settings can be "locked" to prevent tampering. The warmers can be programmed to shut off up to 240 minutes from the last brew cycle.

Space-saving design.

### Main Features

- Brew Volume can be set by "teach" mode to eliminate trial-and-error set-up.
- PrecisionBrew™ Temperature: the brewer will hold the brew temperature to +/- 0.5 °C during the complete brew cycle.
- Pulse brewing/pre-infusion: it allows the brew sequence to extract up to 20% more dissolved solids per batch of coffee.
- Low Temp/No Brew setting allows the brew cycle to begin only when the water has reached the optimum brew temperature.
- Programming Lock-Out: the brewer settings can be "locked" to prevent tampering.
- Energy Savings/Coffee Old: the warmers can be programmed to shut off up to 240 minutes from the last brew cycle.
- Single Bean Grind'n Brew™ System - 3-Function capability: Grind only; Brew only; Grind'n Brew™. Digitally controlled with PrecisionBrew™ Technology.
- Space-saving design eliminates the need for both brewer and grinder.
- Bean Usage Counter: controller records volume of beans used from the hoppers.
- Grind time for half and full batch can be set from front of brewer.

### Included Accessories

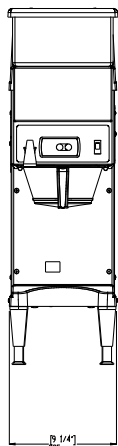
- 1 of Stainless steel coffee brew basket for use with decanter, airpot and gravity container brewers PNC 870022

### Optional Accessories

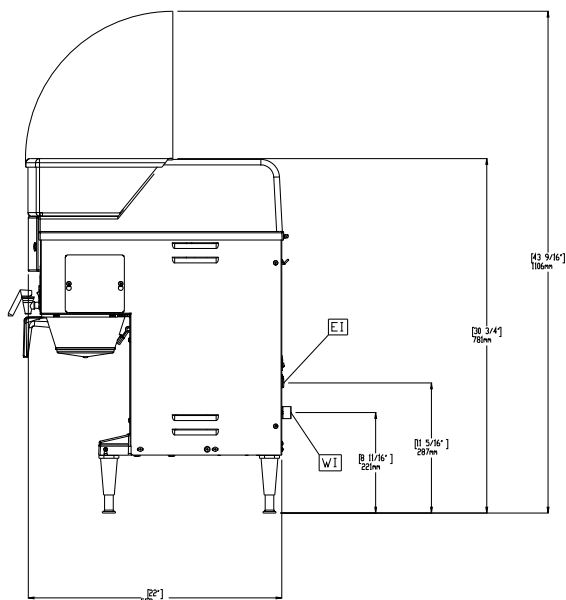
- Case of (6) 2,2 l glass-lined lever top airpots with black top and 3 colored flavor tags PNC 870007 ☐
- Single 2,2 l glass-lined lever top airpot with black top and 3 colored flavor tags PNC 870008 ☐
- Case of (6) 2,2 l stainless-steel lined lever top airpot with black top and 3 colored flavor tags PNC 870009 ☐
- Single 2,2 l stainless steel lined lever-top airpot with black top and 3 colored flavor tags PNC 870010 ☐
- Filter paper, 12 cup, 11,4x6,6 cm high (1000 pieces per box) PNC 870025 ☐

APPROVAL: \_\_\_\_\_

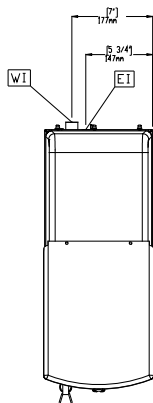
Front



Side



Top



### Electric

Supply voltage:

600690 (EGNB10H) 230 V/1N ph/50 Hz

Electrical power max.:

2.7 kW

### Key Information:

External dimensions, Width: 235 mm

External dimensions, Depth: 616 mm

External dimensions, Height: 667 mm

Net weight: 38 kg

Shipping weight: 41 kg

Shipping height: 950 mm

Shipping width: 410 mm

Shipping depth: 770 mm